

ISO 14540/720 bar/BALL

SFERA
BALL
KUGEL
BILLE

Caratteristiche tecniche I

- Norma: ISO 14540
- Occlusione: sfera
- Aggancio: a vite
- Materiale: acciaio
- Finitura: Zn-Fe (Cr III)
- Filettature: BSP-NPT
- Guarnizioni standard: NBR
- Temperatura d'esercizio: -25°C+100°C
- Guarnizioni opzionali: FKM, EPDM o altro.
- Pressioni di esercizio: 720 bar
- Connessione in pressione residua: consentita (lato maschio o lato femmina)
- Massima pressione residua: 100 bar

Technical data E

- Standard: ISO 14540
- Occlusion: ball
- Locking: screw
- Material: steel
- Finishing: Zn-Fe (Cr III)
- Threads: BSP-NPT
- Standard seals: NBR
- Working temperature: -25°C+100°C
- Optional seals: FKM, EPDM or more.
- Working pressure: 720 bar
- Connection under residual pressure: allowed (both male or female side)
- Max residual pressure: 100 bar

Technische Merkmale D

- Norm: ISO 14540
- Verschluss: kugel
- Verriegelung: Schraubweise
- Werkstoff: Stahl
- Ausführung: Zn-Fe (Cr III)
- Gewinde: BSP-NPT
- Standard-Dichtungen: NBR
- Betriebstemperatur: -25°C+100°C
- Dichtungen nach Wahl: FKM, EPDM, usw.
- Betriebsdruck: 720 bar
- Kuppeln unter Restdruck: erlaubt (Steckerseite oder Muffeseite)
- Max. Restdruck: 100 bar

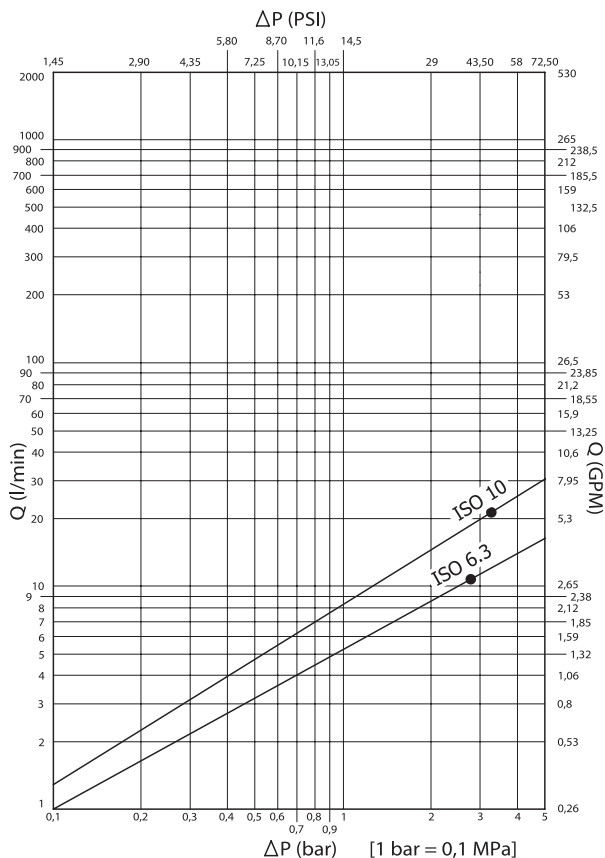
Caracteristiques techniques F

- Norme: ISO 14540
- Obturation: bille
- Accrochage: à visser
- Matériel: acier
- Traitement: Zn-Fe (Cr III)
- Taraudage: BSP-NPT
- Joints standard: NBR
- Température de service: -25°C+100°C
- Joints facultatifs: FKM, EPDM, ect.
- Pression de service: 720 bar
- Connexion sous pression résiduelle: possible (côté male ou femelle)
- Pression restante max: 100 bar

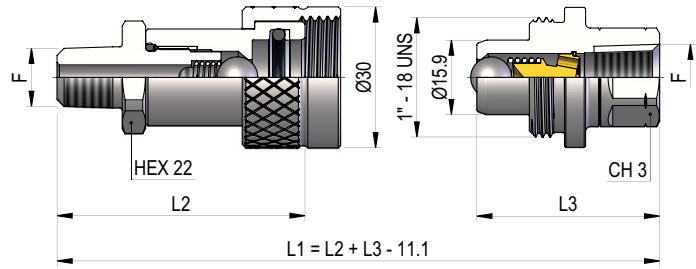


Nominal size				Max working pressure	Rated flow	Max flow rate	Min burst pressure			Fluid spillage
DNP	BG	ISO	mm				Male	Female	Coupled	
06	1	6.3	3.7	72	12	12	150	200	220	0.20
10	2	10	4.8	72	23	23	150	200	220	0.60

1 MPa = 145.04 psi • 1 l = 0.264 gal

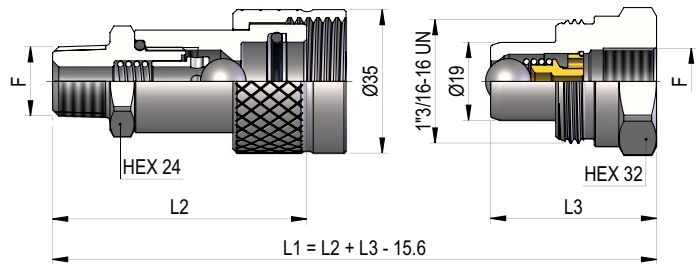


PVS DN06 - BG 1 - ISO 6.3



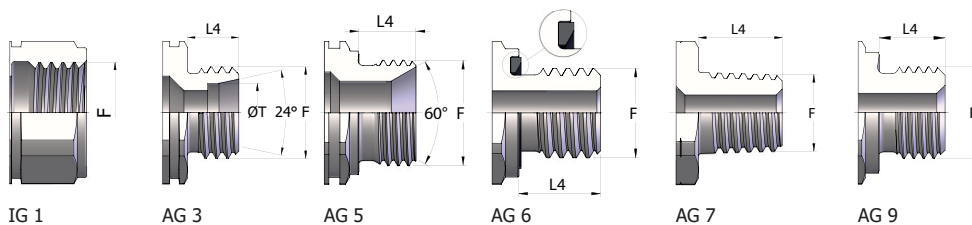
THREADS	L2	CH3	L3	L4	F	STANDARD	FEMMINA - FEMALE - MUFFE - FEMELLE			MASCHIO - MALE - STECKER - MALE		
							COD. F	Weight (g)	Packaging (pcs)	COD. M	Weight (g)	Packaging (pcs)
IG 1	56	19	39		NPT 1/4"	ANSI B1.20.1	PVS3.0606.012	162	100	PVS1.0606.013	87	120
		30	39		NPT 3/8"	ANSI B1.20.1				PVS1.0610.013	131	100
AG 5	51.5			10.5	BSP 1/4"	DIN 3852-2-A	PVS3.0606.212	132	100			
AG 7	49	22	54	10	NPT 1/8"	ANSI B1.20.1	PVS3.0604.022	127	100	PVS1.0604.023	115	120
	53	19	58	14	NPT 1/4"	ANSI B1.20.1	PVS3.0606.022	134	100	PVS1.0606.023	122	120
		19	73.5	14	NPT 1/4"	ANSI B1.20.1				PVS3.0606.023	150	72
	53			14	NPT 3/8"	ANSI B1.20.1	PVS3.0610.022	139	100			

PVS DN10 - BG 2 - ISO 10



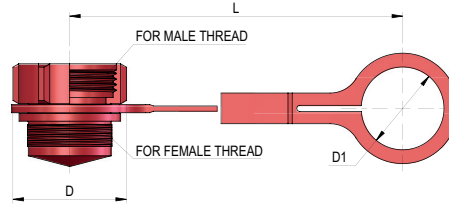
THREADS	L2	L3	L4	ØT	F	STANDARD	FEMMINA - FEMALE - MUFFE - FEMELLE			MASCHIO - MALE - STECKER - MALE		
							COD. F	Weight (g)	Packaging (pcs)	COD. M	Weight (g)	Packaging (pcs)
IG 1		40.5			NPT 1/4"	ANSI B1.20.1				PVS1.1006.013	165	100
		66.5	40.5		BSP 3/8"	DIN 3852-2	PVS3.1010.112	249	70	PVS1.1010.003	144	100
		66	40.5		NPT 3/8"	ANSI B1.20.1	PVS3.1010.012	250	70	PVS1.1010.013	145	100
			40.5		Rc 3/8"	EN 10226-2				PVS1.1010.043	145	100
AG 3	62		12	10S	M18x1.5	ISO 8434-1-S	PVS3.1018.402	225	70			
AG 6	64.5	63	12		BSP 3/8"	DIN 3852-E	PVS3.1010.232	231	70	PVS3.1010.233	200	100
AG 7	64.5		14		NPT 1/4"	ANSI B1.20.1	PVS3.1006.022	219	70			
	62	60.5	14		NPT 3/8"	ANSI B1.20.1	PVS3.1010.022	221	70	PVS3.1010.023	187	100
	62		14		R 3/8"	EN 10226-2	PVS3.1010.042	222	70			
	67.5		19.5		R 1/2"	EN 10226-2	PVS3.1013.042	246	70			
AG 9	62.5		12		BSP 3/8"	DIN 3852-2-A	PVS3.1010.212	224	70			
	64.5	63	12		BSP 3/8"	DIN 3852-2-B	PVS3.1010.222	231	70	PVS3.1010.223	197	100

THREADS



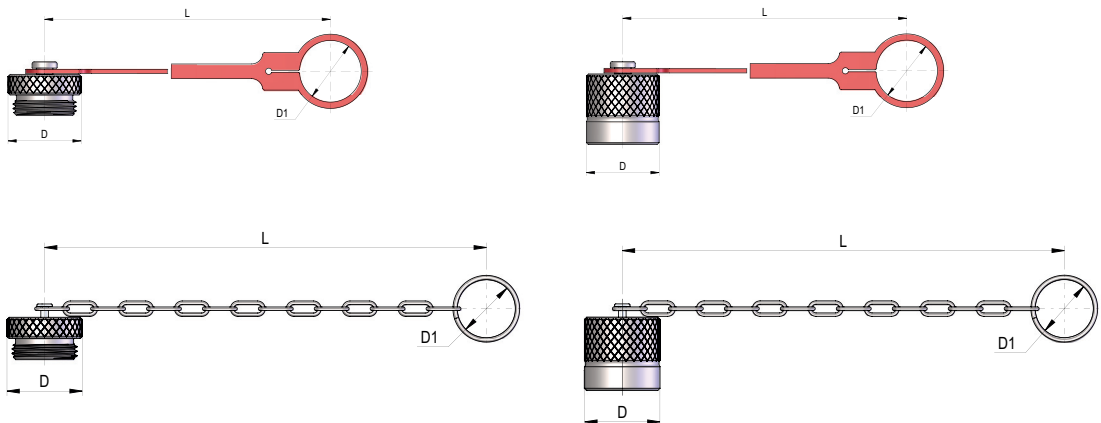
PLASTIC CAPS

NOMINAL SIZE			FEMALE DUST PLUG					MALE DUST CAP					COLOR	MATERIAL
DNP	BG	ISO	COD. F	Dimensions			Weight (g)	COD. M	Dimensions			Weight (g)		
				D	L	D1			D	L	D1			
10	2	10	SPVS.10001	37	108	27	16	SPVS.10001	37	108	27	16		Polyethylene
10	2	10	SPVS.10041	37	108	27	16	SPVS.10041	37	108	27	16		Polyethylene

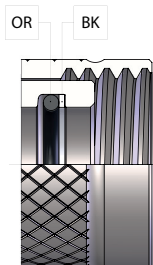


METAL CAPS

NOMINAL SIZE			FEMALE DUST PLUG					MALE DUST CAP					MATERIAL
DNP	BG	ISO	COD. F	Dimensions			Weight (g)	COD. M	Dimensions			Weight (g)	
				D	L	D1			D	L	D1		
06	1	6.3	SPVS.06100	30	205	27	79	SPVS.06101	30	205	27	78	Steel with chain
06	1	6.3	SPVS.06102	30	205	27	36	SPVS.06103	30	205	27	34	Aluminum with chain
10	2	10	SPVS.10100 C	35	205	27	97	SPVS.10103 C	35	205	27	109	Steel with chain
10	2	10	SPVS.10102 C	35	205	27	49						Aluminum with chain
10	2	10	SPVS.10100 L	35	136	29.5	114	SPVS.10103 L	35	136	29.5	104	Steel with plastic tongue
10	2	10	SPVS.10102 L	35	136	29.5	44						Aluminum with plastic tongue



SPARE PARTS



NOMINAL SIZE			FEMALE GASKET	
DNP	BG	ISO	OR (NBR*)	BK (PTFE)
06	1	6.3	PVS.006.120	PVS.006.130
10	2	10	PDV.010.120	PVS.010.130

*AL CODICE DELLA GUARNIZIONE IN NBR AGGIUNGERE 'E' PER EPDM O 'V' PER VITON

*TO THE NBR GASKET CODE ADD 'E' FOR EPDM OR 'V' FOR VITON

*ZU DER ARTIKELNR. DER NBR DICHTUNG GEBEN SIE 'E' FUER EPDM ODER 'V' FUER VITON AN

*AU CODE DU JOINT EN NBR JOINDRE 'E' POUR EPDM OU 'V' POUR VITON