



P20D

TECHNICAL DATA

Max crimping dia (mm/inch) ¹⁾	61/2.40
Max crimping dia with master dies (mm/inch)	94/3.7
Max crimping force (kN)	1370
Max crimping force (tonnage)	137
Cycle time 10 mm (s) ²⁾³⁾	4
Hydraulic hose size (inch)	1 ½ *
Industrial hose size (inch)	2.40 *
Die set series	20
Max opening (mm) ⁴⁾	+25
Max opening without dies (mm)	109
Master die D/L (mm)	84/80
Master die D/L (inch)	3.31/3.15
Motor Power (KW/HP) ³⁾	3.0/4.0 1.5/2.0 (400V 3 Phase)
Oil tank volume	40 L

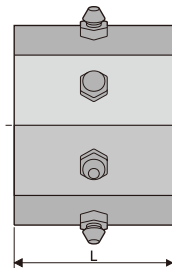
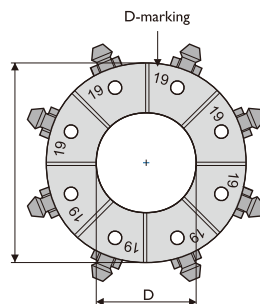
DIMENSIONS (LxWxH)

Machine (mm)	680x600x1400
Machine (inch)	26.8x23.6x55.1
Packaged (mm)	820x1250x980
Packaged (inch)	32.3x49.2x38.6

WEIGHT

Machine (kg/lbs)	270/595
Packaged (kg/lbs)	300/661

* ACCORDING TO THE FITTING.



- 1) With standard dies. Crimping range can be increased with special dies.
- 2) Theoretical with 10 mm cycle.
- 3) 3-phase/1-phase
- 4) Maximum opening is the total die travel. Add this value to the minimum crimping diameter of the die set used. The result is the maximum opening of the machine with die set in place.

FEATURES


- Digital Precision Control
- Quick Change Tool and Die rack
- Energy Saving and Safety Operation
- TUV CE Approved

OPTIONS

- Back stop device
- Camera and monitor
- Customized die sets
- Customized voltage
- Customized Logo
- 110V/220V 1 Phase
- 230V/440V/480V 3 Phase

CONTROL

Digital Control



DIE SET 20-SERIES

DieSetNo	D (mm)	L (mm)	Crimp. range (mm)
*18506/10	10	60	10.0-12.0
*18506/12	12	60	12.0-14.0
18506/14	14	60	14.0-16.0
18506/16	16	60	16.0-19.0
18506/19	19	60	19.0-22.0
18506/22	22	75	22.0-26.0
18506/26	26	75	26.0-30.0
18506/30	30	75	30.0-34.0
18506/34	34	80	34.0-39.0
18506/39	39	80	39.0-45.0
18506/45	45	90	45.0-51.0
*18506/51	51	90	51.0-57.0
*18506/57	57	100	57.0-63.0
*18506/63	63	100	63.0-69.0
*18506/69	69	100	69.0-75.0
*18506/74	74	110	74.0-80.0
*18506/78	78	110	78.0-87.0

* Optional die sets at additional cost

Products images & Specifications may alter prior official notice at any time.