

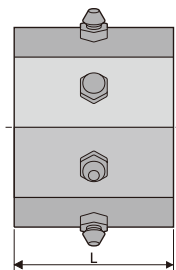
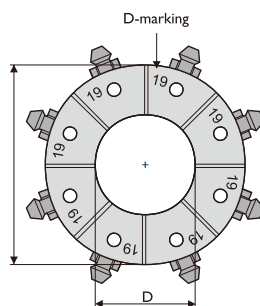
zakuwarka na akumulator

CRIMPING | SERVICE | P32XD



P32XD

TECHNICAL DATA	
Max crimping dia (mm/inch) ¹⁾	87/3.42
Max crimping dia with master dies (mm/inch)	109/4.3
Max crimping force (KN)	2000
Max crimping force (tonnage)	200
Cycle time 10 mm (s) ²⁾³⁾	4
Hydraulic hose size (inch)	2 *
Industrial hose size (inch)	3.42 *
Die set series	32
Max opening (mm) ⁴⁾	+32
Max opening without dies (mm)	132
Master die D/L (mm)	99/80
Master die D/L (inch)	3.90/3.15
Motor Power (KW/HP) ³⁾	3.0/4.0 1.5/2.0 (400V 3 Phase)
Oil tank volume	27 L
DIMENSIONS (LxWxH)	
Machine (mm)	820x700x650
Machine (inch)	32.3x27.6x25.6
Packaged (mm)	920x800x800
Packaged (inch)	36.2x31.5x31.5
WEIGHT	
Machine (kg/lbs)	135/298
Packaged (kg/lbs)	155/342
* ACCORDING TO THE FITTING.	



- 1) With standard dies. Crimping range can be increased with special dies.
- 2) Theoretical with 10 mm cycle.
- 3) 3-phase/1-phase
- 4) Maximum opening is the total die travel. Add this value to the minimum crimping diameter of the die set used. The result is the maximum opening of the machine with die set in place.

FEATURES

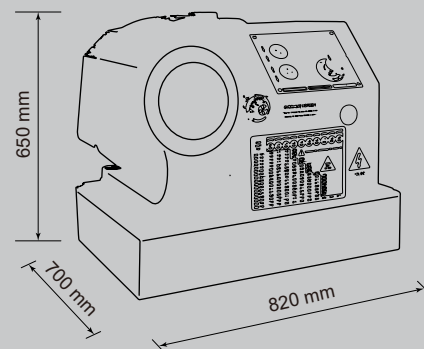
- Digital Precision Control
- Compact & Robust Design
- Optional Quick Change Tool & Die Rack
- TUV CE Approved

OPTIONS

- 12V/24V DC
- 110V/220V 1 Phase
- 230V/440V/480V 3 Phase

CONTROL

Digital Control



DIE SET 32-SERIES

DieSetNo	D (mm)	L (mm)	Crimp. range (mm)
*18506/10	10	60	10.0-12.0
*18506/12	12	60	12.0-14.0
18506/14	14	60	14.0-16.0
18506/16	16	60	16.0-19.0
18506/19	19	60	19.0-22.0
18506/22	22	75	22.0-26.0
18506/26	26	75	26.0-30.0
18506/30	30	75	30.0-34.0
18506/34	34	80	34.0-39.0
18506/39	39	80	39.0-45.0
18506/45	45	90	45.0-51.0
18506/51	51	90	51.0-57.0
18506/57	57	100	57.0-63.0
18506/63	63	100	63.0-69.0
18506/69	69	100	69.0-75.0
*18506/74	74	110	74.0-80.0
*18506/78	78	110	78.0-87.0

* Optional die sets at additional cost

Products images & Specifications may alter prior official notice at any time.