



P32T

TECHNICAL DATA

Max crimping dia (mm/inch) ¹⁾	87/3.42
Max crimping dia with master dies (mm/inch)	109/4.3
Max crimping force (kN)	2000
Max crimping force (tonnage)	200
Cycle time 10 mm (s) ²⁾³⁾	4
Hydraulic hose size (inch)	2 *
Industrial hose size (inch)	3.42 *
Die set series	32
Max opening (mm) ⁴⁾	+32
Max opening without dies (mm)	132
Master die D/L (mm)	99/80
Master die D/L (inch)	3.90/3.15
Motor Power (kW/HP) ³⁾	4.0/5.5 1.5/2.0 (400V 3 Phase)
Oil tank volume	40 L

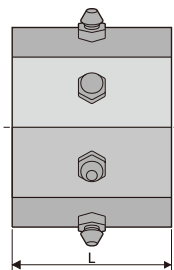
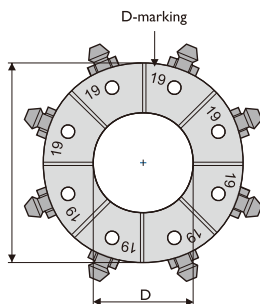
DIMENSIONS (LxWxH)

Machine (mm)	680x630x1450
Machine (inch)	26.8x24.8x57.1
Packaged (mm)	780x730x1550
Packaged (inch)	30.7x28.7x61.0

WEIGHT

Machine (kg/lbs)	370/816
Packaged (kg/lbs)	380/838

* ACCORDING TO THE FITTING.



- 1) With standard dies. Crimping range can be increased with special dies.
- 2) Theoretical with 10 mm cycle.
- 3) 3-phase/1-phase
- 4) Maximum opening is the total die travel. Add this value to the minimum crimping diameter of the die set used. The result is the maximum opening of the machine with die set in place.

FEATURES

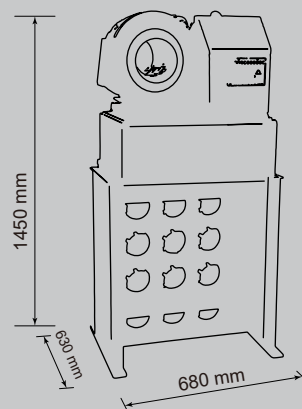
Full Automatic Control with foot pedal
 UP To 2" 4SP Hydraulic Hose
 Energy Saving and Safety Operation

OPTIONS

Back stop device
 Pressure Control
 Camera and monitor
 Customized die sets
 Customized voltage
 Customized Logo
 110V/220V 1 Phase
 230V/440V/480V 3 Phase

CONTROL

SIEMENS Touch



DIE SET 32-SERIES

DieSetNo	D (mm)	L (mm)	Crimp. range (mm)
*18506/10	10	55	10.0-12.0
*18506/12	12	55	12.0-14.0
18506/14	14	55	14.0-16.0
18506/16	16	55	16.0-19.0
18506/19	19	55	19.0-22.0
18506/22	22	70	22.0-26.0
18506/26	26	70	26.0-30.0
18506/30	30	70	30.0-34.0
18506/34	34	75	34.0-39.0
18506/39	39	75	39.0-45.0
18506/45	45	90	45.0-51.0
18506/51	51	90	51.0-57.0
18506/57	57	100	57.0-63.0
18506/63	63	110	63.0-69.0
18506/69	69	110	69.0-75.0
*18506/74	74	110	74.0-80.0
*18506/78	78	110	78.0-87.0

* Optional die sets at additional cost

Products images & Specifications may alter prior official notice at any time.