

Electrical Pump



Hand Pump



Pneumatic Pump



FEATURES

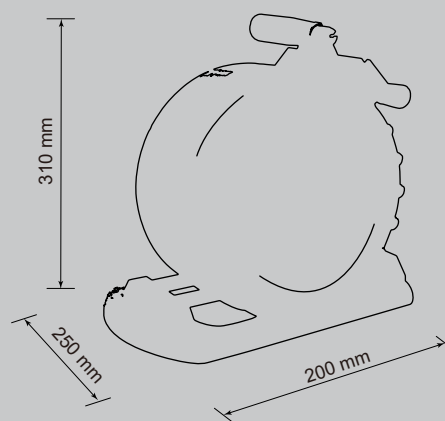
Extreme Portable 1 1/4" Crimper
 No electricity required
 Optional Enerpac Hand Pump or Air Pump
 Complete Die Set

OPTIONS

220V 1 Phase / 400V 3 Phase electrical pump
 Pneumatic Pump
 Customized Die sets
 Customized Logo

CONTROL

Micro Dial



P20HPZ

TECHNICAL DATA

Max Hydraulic Hose	1 1/4" 4 wire
Crimping Range (mm)	4-65
Die Type	P20
Master Die Length (mm)	64
Max Opening (mm) ¹⁾	+25
Hand Pump	Hand Pump or Air Pump
Crimping Force (KN)	2100

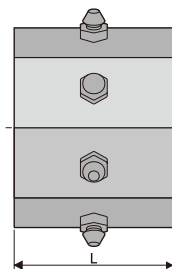
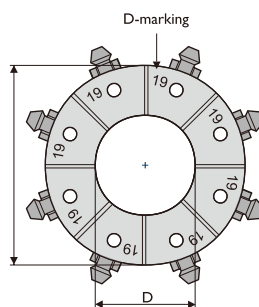
DIMENSIONS (LxWxH)

Machine (mm)	200x250x310
Machine (inch)	7.9x9.8x12.2
Packaged (mm)	640x510x430
Packaged (inch)	25.2x20.1x16.9

WEIGHT

Machine (kg/lbs)	45/99
Packaged (kg/lbs)	60/132

* ACCORDING TO THE FITTING.



1) Maximum opening is the total die travel. Add this value to the minimum crimping diameter of the die set used. The result is the maximum opening of the machine with die set in place.

DIE SET 20-SERIES

DieSetNo	D (mm)	L (mm)	Crimp. range (mm)
*18506/10	10	55	10.0-12.0
*18506/12	12	55	12.0-14.0
18506/14	14	55	14.0-17.0
18506/17	17	55	17.0-20.0
18506/20	20	55	20.0-24.0
18506/24	24	55	24.0-28.0
18506/28	28	75	28.0-32.0
18506/32	32	75	32.0-36.0
18506/36	36	75	36.0-40.0
18506/40	40	90	40.0-44.0
18506/44	44	90	44.0-50.0
18506/50	50	90	50.0-52.0
*18506/52	52	90	52.0-58.0
*18506/58	58	90	58.0-64.0

* Optional die sets at additional cost

Products images & Specifications may alter prior official notice at any time.