



FEATURES

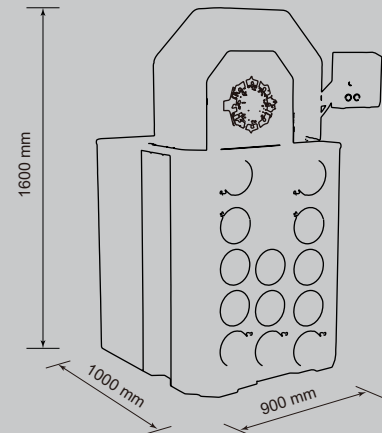
Precision Digital Control
 Quick Change Tool and Die rack
 Designed for Mass Production
 Energy Saving and Fast Crimping
 CE Approved

OPTIONS

Siemens Touch Control
 Back stop device
 Pressure Control
 Camera and monitor
 Customized die sets
 Customized voltage
 Customized Logo
 110V/220V 1 Phase
 230V/440V/480V 3 Phase

CONTROL

Precision Digital Control



FP140

TECHNICAL DATA

Max crimping dia (mm/inch) ¹⁾	124/4.88
Max crimping dia with master dies (mm/inch)	150/5.9
Max. crimping force (kN)	3600
Max. crimping force (tonnage)	367
Cycle time 10 mm (s) ²⁾	2.3 (S-model: 1.6)
Hydraulic hose size (inch)	2 ½ *
Industrial hose size (inch)	4.88 *
Die set series	32/140
Max. opening (mm) ³⁾	+78
Max. opening without dies (mm)	222
Master die D/L (mm)	140/100
Master die D/L (inch)	5.52/3.82
Motor Power (KW/HP)	7.5/10(400V 3 Phase)
Oil tank volume	135 L

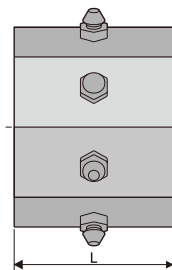
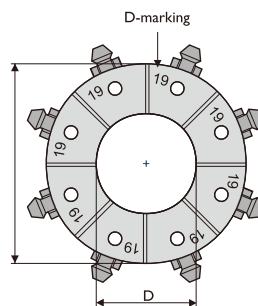
DIMENSIONS (LxWxH)

Machine (mm)	900x1000x1600
Machine (inch)	35.4x39.4x63.0
Packaged (mm)	1150x1040x2060
Packaged (inch)	45.3x40.9x81.1

WEIGHT

Machine (kg/lbs)	1350/2976
Packaged (kg/lbs)	1500/3307

* ACCORDING TO THE FITTING.



- 1) With standard dies. Crimping range can be increased with special dies.
- 2) Theoretical with 10 mm cycle.
- 3) Maximum opening is the total die travel. Add this value to the minimum crimping diameter of the die set used. The result is the maximum opening of the machine with die set in place.

DIE SET 140-SERIES

DieSetNo	D (mm)	L (mm)	Crimp. range(mm)
18860/84	84	110	84.0-92.0
18860/92	92	110	92.0-100.0
18860/100	100	110	100.0-108.0
18860/108	108	110	108.0-116.0
18860/116	116	110	116.0-124.0

DIE SET 32-SERIES

DieSetNo	D (mm)	L (mm)	Crimp. range(mm)
*18506/10	10	55	10.0-12.0
*18506/12	12	55	12.0-14.0
18506/14	14	55	14.0-16.0
18506/16	16	55	16.0-19.0
18506/19	19	55	19.0-22.0
18506/22	22	70	22.0-26.0
18506/26	26	70	26.0-30.0
18506/30	30	70	30.0-34.0
18506/34	34	75	34.0-39.0
18506/39	39	75	39.0-45.0
18506/45	45	90	45.0-51.0
18506/51	51	90	51.0-57.0
18506/57	57	100	57.0-63.0
18506/63	63	110	63.0-69.0
18506/69	69	110	69.0-75.0
*18506/74	74	110	74.0-80.0
*18506/78	78	110	78.0-87.0

* Optional die sets at additional cost

Products images & Specifications may alter prior official notice at any time.